



Penicuik High School Pupil E Newsletter Issue 5







scottish credit and
qualifications framework



KINDNESS



INCLUSION



DETERMINATION



RESPECT

Our new school values

As part of our work towards achieving our Gold Rights Respecting Schools award, we have been reviewing our school ethos. Earlier in the year we established our new vision statement for Penicuik High School. *“At Penicuik High School we aim to create a caring community where everyone is respected, included, treated with kindness, and feels safe. We believe in nurturing*

a learning environment that strives for excellence, values diversity, promotes dignity and encourages personal growth, preparing students to succeed in a connected world.” As part of this review, we have also revisited our school values. Our PRIDE values have served us well over the years, but it was felt that a refresh was needed. After consulting staff and student groups we believe that Kindness, Inclusion, Determination and Respect will help us achieve our vision for Penicuik High School and serve our community over the coming years. The next stage of the review is to take both the vision and values and incorporate them into our new relationships and behaviour policy.

A message from Mr Biddick Headteacher



It's been great to see a lot of you dressed in Halloween costumes and taking part in a community event in school. One thing we are trying to do right now is build more of a sense of belonging and ownership. We have a new vision and values (do you know what they are? If not look just above!)) and we should be trying to show these values in how we act in school.

We have recently offered activities and events but the uptake on some things is poor. We really need to understand why that is and what you really want us to provide you with in terms of wider achievement and social activities. You can continue to inform us through the student voice system, speak to a staff member or come and speak to me directly in my office.

Have great weekend

Mr B

In addition, Can you think of a better name than "Penicuik High School E-Newsletter" for this bulletin? We are asking the pupils as well. Suggestions to penicuik_hs@midlothian.gov.uk with the tile newsletter name.




Free Study Support from e-Sgoil

Registration for the 2024/25 National e-Learning Offer Evening Study Support programme is now open. This Scottish Government funded provision is focussed on delivering equitable access to all Senior Phase learners and is completely free. Students will need their Glow login and password to access. Students should see their guidance teacher if they have lost their details.

Study Support comprises live, interactive webinars and are delivered by experienced, GTCS registered teachers. In excess of 50 different webinars are on offer each week during term time, covering the most popular curricular areas as well as an extensive range of other subjects.

Link - <https://e-sgoil.com/senior-phase/study-support/#FAQs>

Netball



S1-S3 Girls Netball Tasters

Tuesday 5th and Tuesday 12th November - p6 and p7.

If you would like to find out a little bit more about netball, get involved in some fun drills and games then please sign up with a member of the PE department asap.



On **Tuesday 5th November period one**, a local Facilities Management Company OCS (<https://ocs.com/uk/>) will be coming in for first period to talk about Careers and opportunities they have as well as the wider profession. They

have **Apprenticeships** available in **Electrical Engineering, Mechanical (Heating) Engineering and Quantity Surveying**. OCS are based in Loanhead and may well have the job for you once you leave school. They operate across all sectors including Construction, Education, Business and Hospitality. This is part of the re-starting of our 'Career Breakfasts' , anyone interested, please put your name down on the Careers Breakfast sheet on the notice board outside the Guidance Base or see Mrs Brandie".



Have you an interest in finding out more about what careers are available in the Army? Have you ever thought about being an Army Reserve? Would you like a fun challenge designed to enhance teamwork and communication with a bit of cooking ?

On **Monday 18th November** we have the **Army Chef team** coming in to do a cookery session with some Careers info along side. This will be fun and engaging. Anyone from **S3 - S6** can come along who would like to find out more about the Army and Careers.

When? Monday 18th November 8.40am - 10am Room 14. There will be an opportunity to talk to the Army personnel afterwards

How to I register? With Mrs Brandie in Guidance by Thursday 14th November

Who is this for ? Anyone from S3 - S6 with an interest in finding out more about the Army and the Army Reserves

What do I need to bring? Just yourself and your enthusiasm !



November Parliament

Can the following students please attend the first parliament session on **Monday 11th Nov**
Period 3 in Mr Biddick's office

Elliot Ross

Neve McEwan

Olivia Loughran

Evan Smyth

Bella Holsgrove

Callum Semple

Lucy Hadwen

Annabelle Proctor

Caitlin Murray

REMINDER

S3 Bronze DofE - Last call for any S3's who wish to sign up for the Bronze DofE, ONLY a few places left! Forms and money to Mrs Cochrane please. (Rm22)

S4 Silver DofE - Any more S4's wishing to take part in DofE please bring forms to Mrs Cochrane (Rm22) or pick up a form from me.

Remembrance 2024



House Competition Task

We would like you to use your empathy and creative skills to write a poem, design a memorial, design a postage stamp or write a poem to honour and commemorate those who lost their lives in World War One or any other conflicts

There will be house points and prizes on offer for the following categories:

1st Place 100 points

2nd Place 75 points

3rd Place 350 points

Most Creative Entry 50 points

Best Presented Entry 50 points



Save the Date! Thursday 21st November, 6pm-8pm, Careers Fair at Penicuik High School. We will have representatives from all the major Universities, local colleges and a range of employers, some of whom will have active apprenticeship opportunities. This is open to all students from S2 upwards as well as parents and carers.

As part of the Careers Fayre Mr Dewar, DHT Curriculum, will complete a presentation to update students, parents and careers' about the current curriculum offer and the timetable process. This will include information regarding current and new qualifications and offer advice on the course choice process for students moving in to S3, S4, S5 and S6 but may be useful for S2 students as well to start the planning process.

The presentations will take place at 18.15 and 19.15 and the room will be confirmed nearer the time.



1 - PHS School Clubs



- **Monday Lunchtime**
- **S3-4 Indoor Football (Miss McShannon)**
- **S1-2 PHS Swifties (Mrs Sneddon, room 45)**
- **Debate club (Miss Astor) room 42**

- **Burnt Out Records (Music Dept The Hub)**
 - **BGE Science Homework Help**
 - **Monday After School**
 - **Spin (Miss McShannon)**
 - **Senior Vocal Group (Mrs McIntosh room 4)**
 - **Chemistry N5 and AH**
 - **Tuesday Lunchtime**
 - **Eco Schools (Mr Johnston)**
 - **S1-2 Maths homework (Mr Knox)**
 - **S1-S2 Indoor Football(Mr Hogg)**
 - **Creative Writing Group (Ms Henderson)**
 - **Wind Band(Mr Walker)**
 - **Percussion Group (Ms Waddell)**
 - **Guitar Group (Mr Mcleod)**
 - **Tuesday After School**
 - **S1-3 Netball (Miss McShannon)**
 - **Modern Languages Homework Club Mrs McEvoy's Room**
 - **Wednesday Lunchtime**
-
- **LGBTQ+ and Allies (Miss Graham)**
 - **Young Carers (Mr Milligen - fortnightly)**
 - **S1-S6 Badminton (Miss Gungui)**
 - **Rights Respecting school (Mr Murphy)**
 - **STEM club (Ms Forbes room 49)**
 - **Jazz Band(Mrs MacRae)**
 - **String Group (Miss Dance)**

- **Wednesday After School**

- **S4-6 Basketball (Mr Witton)**
- **Book & Biscuits (Ms Henderson Reading Room)**
- **Dyslexia homework Support group (Mrs Wood, room 5)**
- **Thursday Lunchtime**

- **S1-2 Cheerleading (Miss Tavakoli)**
- **S6 Indoor Football (Mr Hunter)**
- **Junior Vocal Group (Miss Hamilton rm 3)**
- **Thursday After School**

Code Club (Ms Giorgi) 3:40-4:10pm

S1-3 Rugby (Mr Witton)

S1-S6 Songwriters club (Mr Murphy)





A number of PHS staff are taking part in Movember this year. We are doing so on behalf of Prostrate Scotland. We are selling badges and growing mustaches to raise funds. It's a very worthwhile cause as you can see from the following mission statement -

We are a Scottish charity set up to provide information, advice and help on prostate health and [diseases test and treatments](#). Nearly 1 in 2 men in Scotland will be affected by prostate disease at some stage of their lives and 1 in 10 are likely to develop prostate cancer. [Prostate cancer](#) is the most common cancer in men in Scotland. Our Mission is to 'inform, educate, support, campaign and advance on prostate disease in Scotland'. We want to see and help enable:

- More men in Scotland to be aware of prostate disease and know where/how to get help treatment;*
- Public policy taking prostate disease into account and prostate diseases and treatment are higher up the policy agenda;*
- More men in Scotland surviving prostate cancer, and an increase in the numbers of men seeking early diagnosis;*
- Men in Scotland with prostate disease have access to the latest and most appropriate forms of treatment*

Badges to show support will be available all month from the PHS library for a £1 donation.

Donations can also be made on JustGiving QR Code below



Our S1 attended Careers Hive 2024 to find out about careers in science.





S1 from Ms McLennan's Art and Design classes







A fantastic example of a Halloween Acrostic poem written by Aahil Rahman in Miss Smith's English class.



Halloween

POEM

Haunting whispers fill the night,
All the ghosts take flight.
Lanterns flicker, shadows dance,
Lurking creatures, all askance.
Ominous clouds drift overhead,
Witches ride as darkness spreads.
Eerie tales are shared with glee,
Everyone's in the mystery.
Night of frights and sweet delight!

BY AAHIL

Have fun on bonfire night but remember be safe!

FIREWORKS SAFETY TIPS

HERE ARE OUR TOP TEN TIPS TO KEEPING YOUR CHILDREN SAFE THIS BONFIRE NIGHT.

- 1 DON'T BUILD A BONFIRE TOO HIGH**
ALWAYS ENSURE YOUR FIRE IS BUILT IN AN OPEN SPACE AND NOT TOO CLOSE TO HOUSES, HEDGES, FENCES OR SHEETS. WHERE POSSIBLE, TRY TO ATTEND AN ORGANISED DISPLAY AND KEEP A SAFE DISTANCE TO ENSURE YOUR SAFETY.
- 2 NEVER LIGHT A BONFIRE WITH PETROL**
OR ANY FLAMMABLE LIQUID. INSTEAD USE DOMESTIC FIRE LIGHTERS AND NEVER THROW AEROSOL CANS OR TYRES ONTO A FIRE
- 3 KEEP A BUCKET OF WATER NEARBY**
ENSURE YOU HAVE A HOSEPIPE OR BUCKET OF WATER ON HAND IN CASE OF AN EMERGENCY. USED FIREWORKS AND SPARKLERS SHOULD ALWAYS BE PLACED INTO THE BUCKET AFTER USE FOR SAFETY.
- 4 ONLY BUY FIREWORKS MARKED WITH THE BS7114 KITEMARK**
YOU SHOULD ALSO NEVER PLACE FIREWORKS IN YOUR POCKET. BE SURE TO STORE THEM IN A COOL, DRY BOX.
- 5 ALWAYS FOLLOW THE INSTRUCTIONS**
AND REMEMBER TO USE A TORCH AND NOT THE LIGHT OF A FLAME TO READ THE INSTRUCTIONS ON EACH FIREWORK. BE SURE TO USE A TAPER TO LIGHT THE FIREWORK AT ARM'S LENGTH AND STAND WELL BACK FROM THEM. ALWAYS SUPERVISE YOUNG CHILDREN AROUND FIREWORKS.

FIREWORKS SAFETY TIPS

HERE ARE OUR TOP TEN TIPS TO KEEPING YOUR CHILDREN SAFE THIS BONFIRE NIGHT.

- 6 NEVER GO NEAR A FIREWORK THAT HAS BEEN LIT**
EVEN IF THE FIREWORK HASN'T GONE OFF, IT CAN STILL EXPLODE. ALSO, NEVER THROW DISCARDED FIREWORKS ONTO BONFIRES AS THEY MAY STILL HAVE GUNPOWDER LEFT IN THEM.
- 7 NEVER GIVE SPARKLERS TO A CHILD UNDER FIVE**
ONLY LIGHT ONE SPARKLER AT A TIME AND TEACH YOUNG CHILDREN TO HOLD THEM AT ARM'S LENGTH.
- 8 WHEN A SPARKLER GOES OUT, DO NOT TOUCH IT**
IT COULD STILL BURN YOU, SO BE SURE TO PUT THE HOT END DOWN INTO A BUCKET OF WATER.
- 9 ENSURE CHILDREN ARE NOT WEARING LOOSE CLOTHING**
AS THEY MAY CATCH FIRE AND ALWAYS ENSURE CHILDREN WEAR GLOVES.
- 10 KEEP PETS INDOORS**
THE LOUD NOISES OF FIREWORKS WILL SCARE MANY PETS. ALWAYS CHECK BEFORE LIGHTING A BONFIRE THAT YOUR PETS ARE INSIDE AND SAFE.



RRS terminology explained

Word of the week -

Inherent: This means that your Rights are with you from birth.

Midlothian Young Writers Competition 2024



We are delighted to announce that the winner of the S4 – S6 category is a Penicuik High School pupil

Oran Ritson in S6 was selected by our judging panel as the winning entry for this age group, for their epic tale of princely revenge!

How to best view this newsletter



When you open a Sway you will see the navigate button on the bottom right of the screen.

The navigation menu is accessed via this button



Customised views

The menu on the top right of the Sway provides options for customising how the content is presented.

Click on the **cog wheel** to open the layout and play options. This allows you to change the layout for scrolling to either vertical or horizontal. You can also turn off animations from this menu. Sway provides an autoplay feature to loop the content continuously. By clicking on the **3 dots** on the top right of the Sway more options are available these include **Accessibility View, Export** and **Print**.

The Accessibility View

Sway [Accessibility mode](#) will present a non-interactive view of the presentation that is readable by screen readers online. In accessibility view the colour scheme is changed to black and white for high contrast and the layout presented vertically. The layout is also simplified with grouped images presented separately and animation removed to avoid distractions.

Search a Sway


A useful feature that is activated in Accessibility view is **Find** this provides a **Search** box for you to search the text content of the Sway.

Export as PDF and Word

Sway provides the option to convert to PDF and Word for downloading. In converting the content the layout is similar to Accessibility view with vertical layout and grouped media

presented on separate pages. Content can be edited in Word to adjust the font, presentation and layout.

Print mode will convert the Sway into PDF for printing. If the layout is not satisfactory try converting to Word before printing.



Share Settings ...




Autoplay settings

3 s 60 s

Loop continuously

Start

Change layout

Default

Animations On

The image shows a settings menu for a Sway presentation. At the top, there are three buttons: 'Share' with a share icon, 'Settings' with a gear icon, and a three-dot menu icon. Below these is the 'Autoplay settings' section, which includes a slider for autoplay duration ranging from 3 seconds to 60 seconds, a checked checkbox for 'Loop continuously', and a 'Start' button. A horizontal line separates this from the 'Change layout' section, which features three layout icons. The first icon, labeled 'Default', is highlighted with a green border and a checkmark. Below the layout icons is an 'Animations' toggle switch, which is currently turned 'On'.