
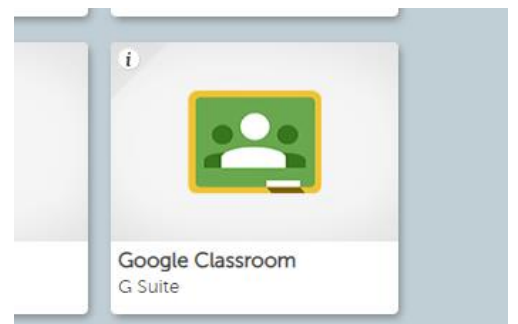


Getting started with Google Classroom

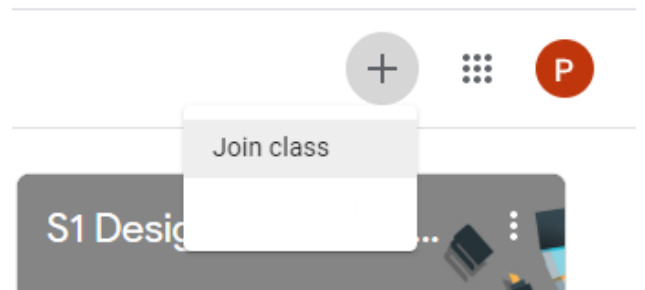
Login to Glow using your Glow username and password. The username should include the letters 'mc' before your network username. E.g. mcsmithe99.



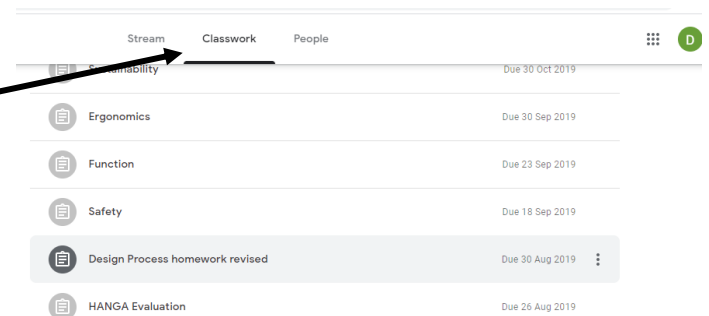
Scroll to the bottom of the launch pad and select the Google Classroom app.



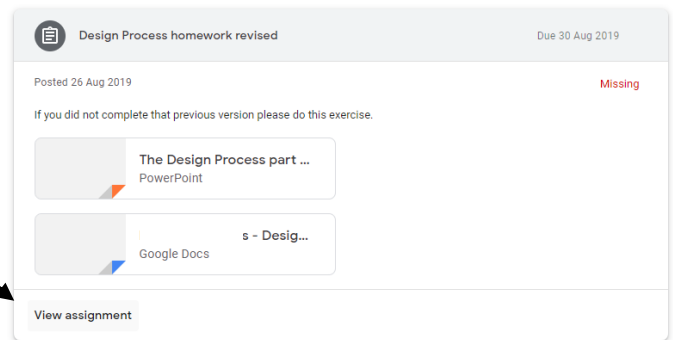
You can click on the '+' button and join a class by entering the class code given to you by your teacher.



Most assignments will be in the Coursework tab.

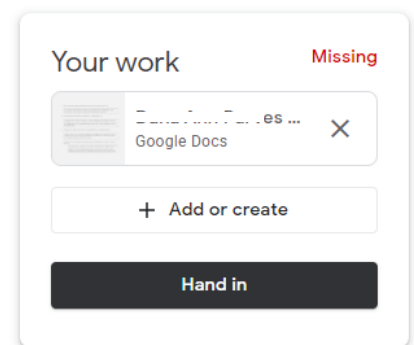


Select an assignment and click 'View Assignment'



Once you have clicked 'View assignment' look for the box at the top right of your screen. Click on the document to edit or you may need to create a new Doc using the '+' button below.

Once you have finished you do not need to save – Google classroom does this automatically. Simply close the file and click **Hand in**.



Accessing Google Classroom on your phone

Download the Google Classroom from your App Store

When you first log in you will be prompted to enter a Google account email. This will be your Glow email. Substitute 'username' with your own username below;

mcusername@mc.glow.scot